

Summary

| | | | |
|--------------------------|--|----------|--------------------------|
| Journal Name | International Journal of Service Management and Sustainability | | |
| Total Publications | 5 | | |
| Total Citations | 3 | | |
| Total Non-self Citations | 1 | | |
| Yearly Impact Factor | 0.167 | | |
| 5-Year Impact Factor | 0.167 | | |
| Immediacy Index | 0.000 | | |
| Cited Half-life | 0.5 | | |
| H-index | 1 | | |
| Quartile | Social Sciences | Sciences | Engineering & Technology |
| | Q1 | Q1 | Q1 |

Journal Information

Journal Abbreviated Name

ISSN 0128-3057

Publisher Universiti Teknologi MARA

Disciplines
 Social Sciences > Business & administration
 Social Sciences > Economics & finance
 Social Sciences > Education & educational research
 Engineering & Technology > Engineering
 Sciences > Environmental science
 Social Sciences > Media & communication
 Social Sciences > Psychology

Journal Impact Factor

| | | | |
|---|----------|----------------------------------|-----------|
| Cites in 2018 to articles published in: | 2017 = 1 | Number of articles published in: | 2017 = 12 |
| | 2016 = 2 | | 2016 = 6 |
| | Sum = 3 | | Sum = 18 |

$$\begin{aligned} \text{Impact Factor} &= (\text{total citation to articles published in 2016 \& 2017}) \div (\text{total publication in 2016 \& 2017}) \\ &= 3 \div 18 \\ &= 0.167 \end{aligned}$$

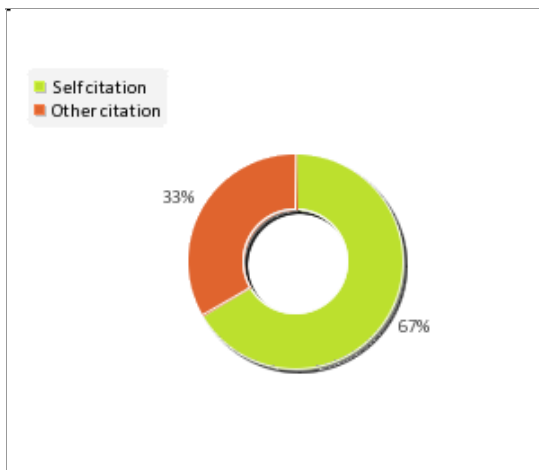
Journal 5-year Impact Factor

| | | | |
|---|----------|----------------------------------|-----------|
| Cites in 2018 to articles published in: | 2017 = 1 | Number of articles published in: | 2017 = 12 |
| | 2016 = 2 | | 2016 = 6 |
| | 2015 = 0 | | 2015 = 0 |
| | 2014 = 0 | | 2014 = 0 |
| | 2013 = 0 | | 2013 = 0 |
| | Sum = 3 | | Sum = 18 |

$$\begin{aligned} \text{Impact Factor} &= (\text{total citation to articles published in 2013, 2014, 2015, 2016 \& 2017}) \div (\text{total publication in 2013, 2014, 2015, 2016 \& 2017}) \\ &= 3 \div 18 \\ &= 0.167 \end{aligned}$$

Journal Citation

| | |
|-------------|------------|
| Total Cites | 3 |
| Self Cites | 2 (66.67%) |



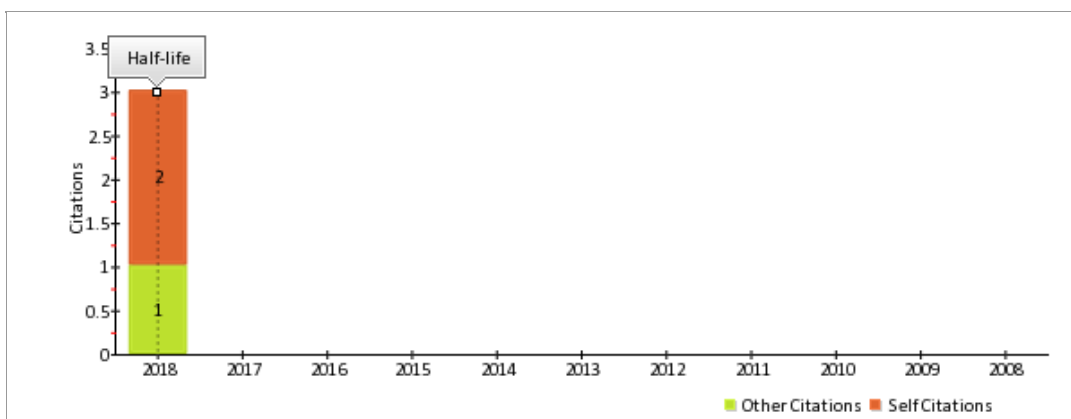
Journal Immediacy Index

| | |
|---|---|
| Cites in 2018 to articles published in 2018 | 0 |
| Number of articles published in 2018 | 5 |

$$\begin{aligned} \text{Immediacy Index} &= (\text{total citation to articles published in 2018}) \div (\text{total publication in 2018}) \\ &= 0 \div 5 \\ &= 0.000 \end{aligned}$$

Journal Cited Half-life

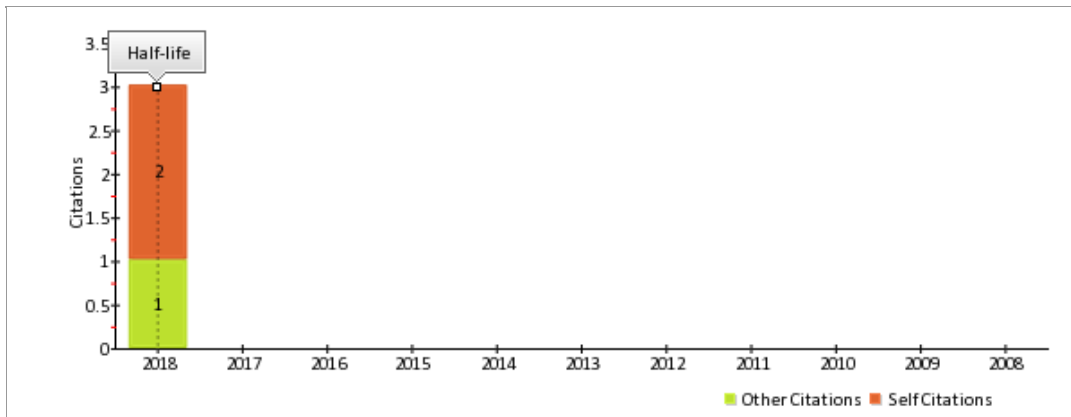
| Year | 2018 | 2017 | 2016 | 2015 | 2014 | 2013 | 2012 | 2011 | 2010 | 2009 | 2008-all |
|-----------------------|--------|--------|--------|--------|--------|--------|--------|--------|--------|--------|----------|
| Citation | 3 | 0 | 0 | 0 | 0 | 0 | 0 | 0 | 0 | 0 | 0 |
| Cumulative Citation % | 100.00 | 100.00 | 100.00 | 100.00 | 100.00 | 100.00 | 100.00 | 100.00 | 100.00 | 100.00 | 100.00 |



$$\text{Cited half-life} = 0.5$$

Journal Citing Half-life

| Year | 2018 | 2017 | 2016 | 2015 | 2014 | 2013 | 2012 | 2011 | 2010 | 2009 | 2008-all |
|-----------------------|--------|--------|--------|--------|--------|--------|--------|--------|--------|--------|----------|
| Citation | 3 | 0 | 0 | 0 | 0 | 0 | 0 | 0 | 0 | 0 | 0 |
| Cumulative Citation % | 100.00 | 100.00 | 100.00 | 100.00 | 100.00 | 100.00 | 100.00 | 100.00 | 100.00 | 100.00 | 100.00 |



Citing half-life = 0.5

Journal Quartile

| Disciplines | Social Sciences | Sciences | Engineering & Technology |
|-------------|-----------------|----------|--------------------------|
| Quartile | Q1 | Q1 | Q1 |
| Rank | 3/52 | 3/31 | 3/30 |