

Summary

Journal Name	ESTEEM Journal of Science and Technology			
Total Publications	14			
Total Citations	1			
Total Non-self Citations	1			
Yearly Impact Factor	0.017			
5-Year Impact Factor	0.010			
Immediacy Index	0.000			
Cited Half-life	2.0			
H-index	1			
Quartile	Arts & Humanities	Social Sciences	Sciences	Engineering & Technology
	Q4	Q4	Q4	Q4

Journal Information

Journal Abbreviated Name EAJ
 ISSN 1675-7939
 Publisher Universiti Teknologi MARA (Pulau Pinang)
 Engineering & Technology > Engineering
 Sciences > Chemistry
 Sciences > Biological sciences
 Disciplines Engineering & Technology > Computer sciences
 Social Sciences > Sociology
 Arts & Humanities > Languages & linguistics
 Arts & Humanities > Religion
 Social Sciences > Area studies

Journal Impact Factor

Cites in 2016 to articles published in: 2015 = 1 Number of articles published in: 2015 = 40
 2014 = 0 2014 = 18
 Sum = 1 Sum = 58

$$\text{Impact Factor} = (\text{total citation to articles published in 2014 \& 2015}) \div (\text{total publication in 2014 \& 2015})$$

$$= 1 \div 58$$

$$= 0.017$$

Journal 5-year Impact Factor

Cites in 2016 to articles published in: 2015 = 1 Number of articles published in: 2015 = 40
 2014 = 0 2014 = 18
 2013 = 0 2013 = 14
 2012 = 0 2012 = 16
 2011 = 0 2011 = 14
 Sum = 1 Sum = 102

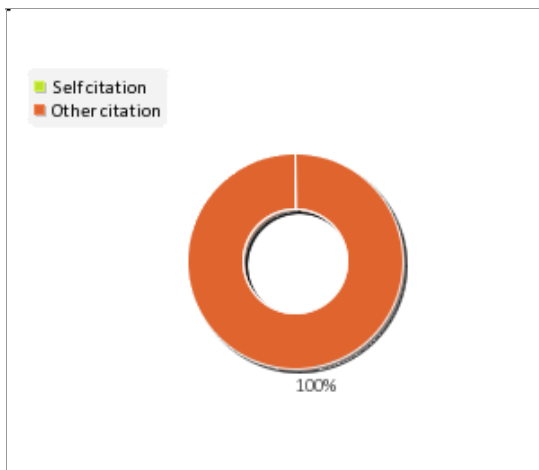
$$\text{Impact Factor} = (\text{total citation to articles published in 2011, 2012, 2013, 2014 \& 2015}) \div (\text{total publication in 2011, 2012, 2013, 2014 \& 2015})$$

$$= 1 \div 102$$

$$= 0.010$$

Journal Citation

Total Cites	1
Self Cites	0 (0.00%)



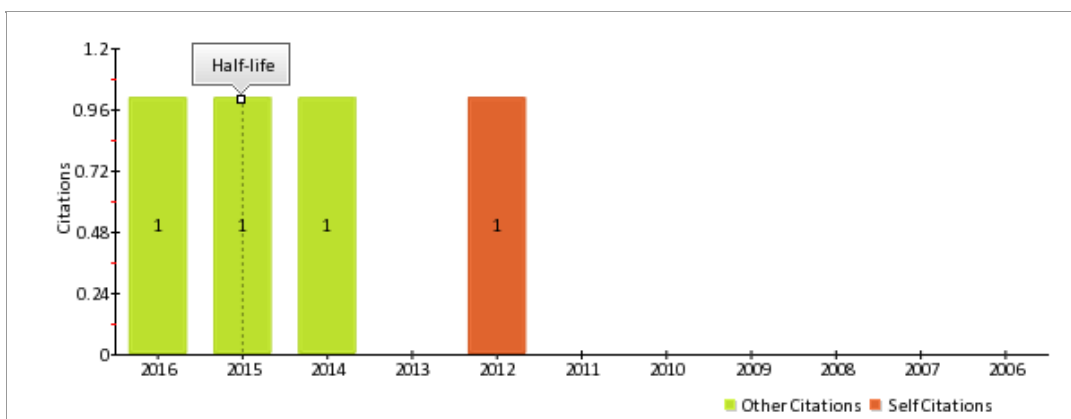
Journal Immediacy Index

Cites in 2016 to articles published in 2016	0
Number of articles published in 2016	14

$$\begin{aligned} \text{Immediacy Index} &= (\text{total citation to articles published in 2016}) \div (\text{total publication in 2016}) \\ &= 0 \div 14 \\ &= 0.000 \end{aligned}$$

Journal Cited Half-life

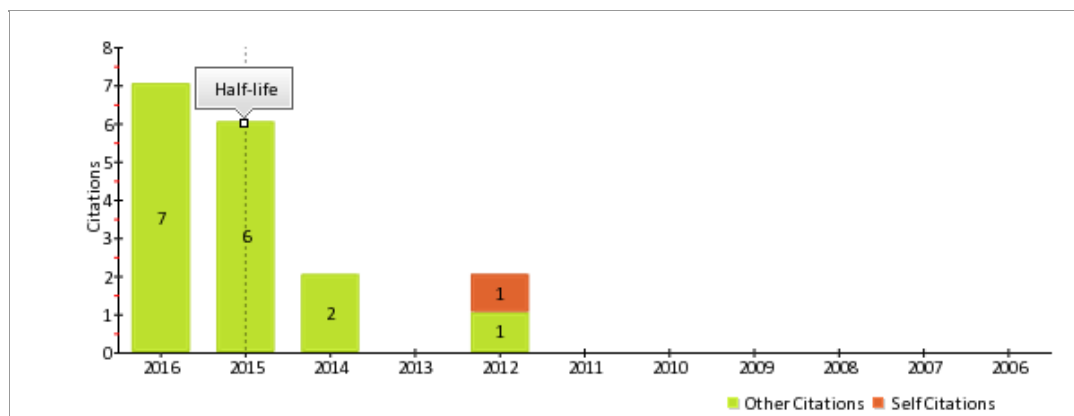
Year	2016	2015	2014	2013	2012	2011	2010	2009	2008	2007	2006-all
Citation	1	1	1	0	1	0	0	0	0	0	0
Cumulative Citation %	25.00	50.00	75.00	75.00	100.00	100.00	100.00	100.00	100.00	100.00	100.00



$$\text{Cited half-life} = 2.0$$

Journal Citing Half-life

Year	2016	2015	2014	2013	2012	2011	2010	2009	2008	2007	2006-all
Citation	7	6	2	0	2	0	0	0	0	0	0
Cumulative Citation %	41.18	76.47	88.24	88.24	100.00	100.00	100.00	100.00	100.00	100.00	100.00



Citing half-life = 1.3

Journal Quartile

Disciplines	Arts & Humanities	Social Sciences	Sciences	Engineering & Technology
Quartile	Q4	Q4	Q4	Q4
Rank	15/15	43/43	22/27	21/22